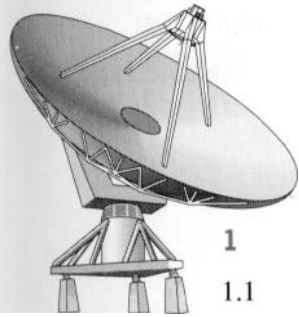


Contents



1	Introduction 1
1.1	Introduction 2
1.2	A History of Control Systems 4
1.3	The Control Systems Engineer 9
1.4	Response Characteristics and System Configurations 10
1.5	Analysis and Design Objectives 14
Case Study	Antenna Azimuth: An Introduction to Position Control Systems 17
1.6	The Design Process 21
1.7	Computer-Aided Design 27
	Summary 28
	Review Questions 28
	Problems 29
	Bibliography 33
2	Modeling in the Frequency Domain 35
2.1	Introduction 36
2.2	Laplace Transform Review 37
2.3	The Transfer Function 46
2.4	Electric Network Transfer Functions 49
2.5	Translational Mechanical System Transfer Functions 64
2.6	Rotational Mechanical System Transfer Functions 71
2.7	Transfer Functions for Systems with Gears 76
2.8	Electromechanical System Transfer Functions 81
2.9	Electric Circuit Analogs 87
2.10	Nonlinearities 91
2.11	Linearization 92

Case Studies**Antenna Control: Transfer Functions 98****Transfer Function of a Human Leg 100**

Summary 102

Review Questions 102

Problems 103

Bibliography 115

**3 Modeling in the Time Domain 117**

3.1 Introduction 118

3.2 Some Observations 119

3.3 The General State-Space Representation 124

3.4 Applying the State-Space Representation 126

3.5 Converting a Transfer Function to State Space 133

3.6 Converting from State Space to a Transfer Function 140

3.7 Linearization 141

Case Studies**Antenna Control: State-Space Representation 144****Pharmaceutical Drug Absorption 146**

Summary 149

Review Questions 150

Problems 150

Bibliography 158

4 Time Response 159

4.1 Introduction 160

4.2 Poles, Zeros, and System Response 161

4.3 First-Order Systems 164

4.4 Second-Order Systems: Introduction 167

4.5 The General Second-Order System 172









4.6 Underdamped Second-Order Systems 176

4.7 System Response with Additional Poles 186

4.8 System Response with Zeros 190



4.9 Laplace Transform Solution of State Equations 195

	4.10	Time Domain Solution of State Equations	198
	4.11	Time Response via Computer Simulation	203
Case Studies		Antenna Control: Open-Loop Response	206
		UFSS: Open-Loop Pitch Response	209
		Summary	212
		Review Questions	214
		Problems	215
		Design Problems	223
		Bibliography	225
	5	Reduction of Multiple Subsystems	226
	5.1	Introduction	227
	5.2	Block Diagrams	228
	5.3	Analysis and Design of Feedback Systems	237
	5.4	Signal-Flow Graphs	240
	5.5	Mason's Rule	242
	5.6	Signal-Flow Graphs of State Equations	245
	5.7	Alternate Representations in State Space	247
	5.8	Similarity Transformations	257
Case Studies		Antenna Control: Designing a Closed-Loop Response	268
		UFSS Vehicle: Pitch-Angle Control Representation	272
		Summary	274
		Review Questions	275
		Problems	276
		Design Problems	292
		Bibliography	294
	6	Stability	295
	6.1	Introduction	296
	6.2	Routh-Hurwitz Criterion	300
	6.3	Routh-Hurwitz Criterion: Special Cases	303
	6.4	Routh-Hurwitz Criterion: Additional Examples	310
	6.5	Stability in State Space	317

Case Studies	Antenna Control: Stability Design via Gain	320
	UFSS Vehicle: Stability Design via Gain	320
	Summary	322
	Review Questions	323
	Problems	323
	Design Problems	330
	Bibliography	332
7	Steady-State Errors	333
7.1	Introduction	334
7.2	Steady-State Error for Unity Feedback Systems	338
7.3	Static Error Constants and System Type	344
7.4	Steady-State Error Specifications	348
7.5	Steady-State Error for Disturbances	350
7.6	Steady-State Error for Nonunity Feedback Systems	352
7.7	Sensitivity	355
Case Studies	Antenna Control: Steady-State Error Design via Gain	358
	Video Laser Disc Recorder: Steady-State Error Design via Gain	359
	Summary	361
	Review Questions	362
	Problems	363
	Design Problems	376
	Bibliography	378
8	Root Locus Techniques	379
8.1	Introduction	380
8.2	Defining the Root Locus	385
8.3	Properties of the Root Locus	388
8.4	Sketching the Root Locus	390
8.5	Refining the Sketch	395
8.6	An Example	404
8.7	Transient Response Design via Gain Adjustment	407
8.8	Generalized Root Locus	412

8.9	Root Locus for Positive-Feedback Systems	414
8.10	Pole Sensitivity	417
Case Studies	Antenna Control: Transient Design via Gain	419
	UFSS Vehicle: Transient Design via Gain	420
	Summary	424
	Review Questions	425
	Problems	426
	Design Problems	439
	Bibliography	442
9	Design via Root Locus	444
9.1	Introduction	445
9.2	Improving Steady-State Error via Cascade Compensation	449
9.3	Improving Transient Response via Cascade Compensation	459
9.4	Improving Steady-State Error and Transient Response	475
9.5	Feedback Compensation	488
9.6	Physical Realization of Compensation	500
Case Studies	Antenna Control: Lag-Lead Compensation	505
	UFSS Vehicle: Lead and Feedback Compensation	508
	Summary	511
	Review Questions	512
	Problems	513
	Design Problems	521
	Bibliography	527
10	Frequency Response Techniques	528
10.1	Introduction	529
10.2	Asymptotic Approximations: Bode Plots	536
10.3	Introduction to the Nyquist Criterion	556
10.4	Sketching the Nyquist Diagram	562
10.5	Stability via the Nyquist Diagram	567
10.6	Gain Margin and Phase Margin	572
10.7	Stability via Bode Plots	574

- 10.8 Relation between Closed-Loop Transient and Closed-Loop Frequency Responses 577
- 10.9 Relation between Closed- and Open-Loop Frequency Responses 580
- 10.10 Relation between Closed-Loop Transient and Open-Loop Frequency Responses 586
- 10.11 Steady-State Error Characteristics from Frequency Response 590
- 10.12 Systems with Time Delay 594
- 10.13 Obtaining Transfer Functions Experimentally 599

Case Study Antenna Control: Stability Design and Transient Performance 602

- Summary 604
- Review Questions 605
- Problems 606
- Bibliography 615

11 Design via Frequency Response 616

- 11.1 Introduction 617
- 11.2 Transient Response via Gain Adjustment 618
- 11.3 Lag Compensation 621
- 11.4 Lead Compensation 625
- 11.5 Lag-Lead Compensation 632

Case Studies

Antenna Control: Gain Design 637

Antenna Control: Cascade Compensation Design 638

- Summary 639
- Review Questions 640
- Problems 640
- Design Problems 644
- Bibliography 646



12 Design via State Space 647

- 12.1 Introduction 648
- 12.2 Controller Design 650
- 12.3 Controllability 656
- 12.4 Alternative Approaches to Controller Design 660

12.5	Observer Design	665
12.6	Observability	672
12.7	Alternative Approaches to Observer Design	676
12.8	Steady-State Error	681
Case Study	Antenna Control: Design of Controller and Observer	688
	Summary	693
	Review Questions	694
	Problems	695
	Design Problems	701
	Bibliography	702

13 Digital Control Systems 703

13.1	Introduction	704
13.2	Modeling the Digital Computer	708
13.3	The z-Transform	712
13.4	Transfer Functions	716
13.5	Block Diagram Reduction	719
13.6	Stability	722
13.7	Steady-State Errors	727
13.8	Transient Response on the z-Plane	731
13.9	Gain Design on the z-Plane	733

Case Study Antenna Control: Transient Design via Gain 737

	Summary	740
	Review Questions	741
	Problems	742
	Design Problems	746
	Bibliography	747

Appendix A List of Symbols 748

Appendix B Matrices, Determinants, and Systems of Equations 752

Appendix C MATLAB Tutorial 761

Appendix D Microsoft QuickBASIC Programs 800

Appendix E Derivation of a Schematic for a DC Motor 811



Appendix F Solution of State Equations for $t_0 \neq 0$ 815

Appendix G Root Locus Rules: Derivations 817

Glossary 821

Credits 830

Answers to Selected Problems 832

Index 839